

**23<sup>RD</sup>-24<sup>TH</sup> MAY 2026**

THE LARGEST EUROPEAN GATHERING  
OF VINTAGE MOTORCYCLES

DIJON-PRENOIS CIRCUIT (FRANCE)

[www.coupes-moto-legende.fr](http://www.coupes-moto-legende.fr)



**PILOT'S BOOKLET**  
Prepare your ride



# Dijon-Prenois circuit



Dear biker,

It's with a great pleasure that we welcome you to the 32nd edition of Coupes Moto Legende. To fully enjoy this weekend together, we have prepared some essential reminders.



The Coupes Moto Legende team  
[coupesml@lva.fr](mailto:coupesml@lva.fr)  
Tél. +33 1 60 39 69 51

# Information

## Route



**Dijon-Prenois circuit, 21370 Prenois.**

Take the Dijon road, from whichever direction you come, take the Lino (bypass), follow Troyes and then circuit racing Dijon-Prenois.

GPS data: latitude 47.37603 – longitude 4.89589

## Opening



► For participants\*:

**Friday, May 22nd from 8:00 am to 10:30 pm**

**Saturday, May 23rd from 6:30 am**

► For visitors:


**Saturday, May 23rd and Sunday, May 24th, from 8:00 am to 7:00 pm**

\*Access is not permitted for visitors and non-accredited individuals. Passes will be checked by security.

## Traffic on site


► You must respect signs and markings and observe on site the 20 km/h speed limit in accordance with the traffic plan and parking restrictions.

► Absolute ban on driving on track except for the rollings of your category.



## A little help to get you ready for rolling on track

The **StartingBlock Team** will be present throughout the weekend on the pre-grid of the Dijon-Prenois circuit with its 12-volt battery-powered starter, specially dedicated for vintage machines.



**Please respect the premises:** Campfires are strictly prohibited. ■ Pets on a leash are allowed.

Mini motorbikes are also strictly prohibited. ■ The paddock floor is tarmacked so do not install "tent stakes" there!

# Information

## The stages of your arrival

### 1 Access to the site

#### ● YOU DON'T HAVE YOUR PASS:

Please bring your registration confirmation (printed or on your phone). You can collect your passes:

- ▶ **Thursday, May 21st** upon arrival with a security agent.
- ▶ **Friday, May 22nd** from 7:30 am at the helmet deposit area at the circuit entrance (location no. 1 on the map).
- ▶ **Saturday, May 23rd** upon arrival with a security agent.

#### ● YOU HAVE YOUR PASS:

Please present your passes to the security officers at the main entrance.

### 2 Removal of the plates

- ▶ **Go to box 44** to collect your riding plate.
- ▶ **You must attach it** to the front of the motorcycle (collars or strings to provide) before going to the scrutineering.

### 3 Scrutineering

- ▶ The scrutineering is **mandatory** and is located in **boxes 42/43** near the pre-grid.  
*Sidecars will undergo a specific technical inspection in the pre-grid area. Drivers must not enter pit boxes 42/43.*
- ▶ Show up on **Friday, May 22nd** with your participant plate correctly attached to your motorcycle.

#### Scrutineering hours:

Friday: 8:00 a.m.–6:30 p.m.  
Saturday: 7:30 a.m.–12:30 p.m.

# The equipment of the motorcycle

Riding a motorcycle on a track requires suitable equipment. It is the responsibility of the participant to verify the approval of its equipment and their condition.

Tires and brakes in good condition.

Check that the level of hydraulic fluid is sufficient.

Turn signals, headlights, glass accessories must be secured by adhesives.

Remove the saddlebags.

Tighten and secure all the hardware.

The demonstration plate must be correctly attached to the motorcycle.

Check the tension chain :

- if the chain lifts off more than half the tooth height, transmission is dead!
- if it is insufficiently tensioned it can jump and block the wheel.

Protect the sharp levers with a fitted hose by force. Ensure the hold handles.

It is highly recommended to remove or to fold the rear-view mirrors. They are useless on the track, even dangerous: using them causes a trajectory deviation.

Crutches must be either secured or removed.

Oil hoses in good condition and well insured.

Ensure the solidity of the footrests and the good performance of the rubbers.



**THE INSTALLATION OF A RECOVERY TANK WILL BE REQUIRED IN THE EVENT OF A LEAK BEING DETECTED.**

# The equipment of the rider

Riding a motorcycle on a track requires suitable equipment. It is the responsibility of the participant to verify the approval of its equipment and their condition.

## FULL FACE HELMET

Full face helmet with mandatory visor obligatory, recent and CE standard approved. Jet and bowl helmets and forbidden!

## GLOVES

High leather gloves.

**-22%**  
PROMO CODE:  
**LEGENDE26**

Valid in store\*, on the Moto Axxe\*\* website and on all items except tires.


**TO SHOP AT  
OUR PARTNER**



**MOTO-AXXE**  
DIJON

\*only at Moto Axxe Dijon \*\*only in stock at Dijon

With a sales stand on Friday, near scrutineering



GoPro-type cameras are allowed to be kept on the motorcycle with a metal safety wire (you will be held responsible if it comes loose and causes an accident).

They are strictly prohibited on the helmet, torso and tank.

**NEW**

## BACK PROTECTOR

**MANDATORY:** Airbag vest/ back protector/shell or jacket with integrated back protector.

## CLOTHES

Approved motorcycle jacket and reinforced or Kevlar pants.

A full-leather suit required for Series A, B and K.

## SHOES

Mid-calf-length leather motorcycle shoes to protect the ankle.

Shoes of sidecar drivers and co-drivers must be validated by us.

# Pass the checks




## Scrutineering of the motorcycle

► The inspectors are there to check all the safety points on your motorcycle, the objective being to accompany you to give you the opportunity to ride safely.

► Before going to the inspection, it is imperative to follow and **check your motorcycle in your workshops and garages so that your visit is successful.**

► What we especially need to anticipate, oil leaks including on the fork and gasoline, cracked or dry tires, play in the fork, the steering column and the arm oscillating, questionable wheels (bearings, spokes), outdated chain and sprockets, shaky exhaust, inoperative brakes, cables and the dry sheaths, the loose saddle, the accessories threatening...

► Don't forget to put adhesive tape on the headlight window, of the hose force-fitted onto the levers. **Remove the rear-view mirrors,** they are useless on track. No oil can, no removable saddlebags, neither umbrella nor fishing rod, no teddy bear on the luggage rack!



## Controlling your equipment

► Control of your equipment to ensure your safety both on track and in the enclosure of the circuit.

**Driving on track requires suitable equipment: full-face helmet, airbag vest or back protector, gloves, high shoes and leather clothing.**

► Firstly, you commit **not to consume any substance that could impair your ability to drive a vehicle.** As stated in the contract, blood alcohol tests may be carried out by the medical team present.

► **Track control teams and organization have the right to refuse you access to the track** if your physical condition proves you could be dangerous for you and the other pilots.



## Reasons for refusal access to the track

- **Absence of "lead" control** or plate, or non-compliant plate.
- **Driver behavior and accompanying incompatible** with his safety or that others.
- **Visibly unsuitable clothing** or equipment to motorcycling.
- **Unapproved helmet** (the bowl is strictly prohibited).
- Tennis shoes, basketball, low shoes are prohibited. **Mid-Calf-length leather motorcycle shoes** (no canvas) are required.
- **Driver without "special motorcycle" gloves.**
- **Motorcycle whose condition has visibly been deteriorated** further to fall or mechanical problem.
- **In case of wet track: motorcycle without a front mudguard** (unless it is fairing).

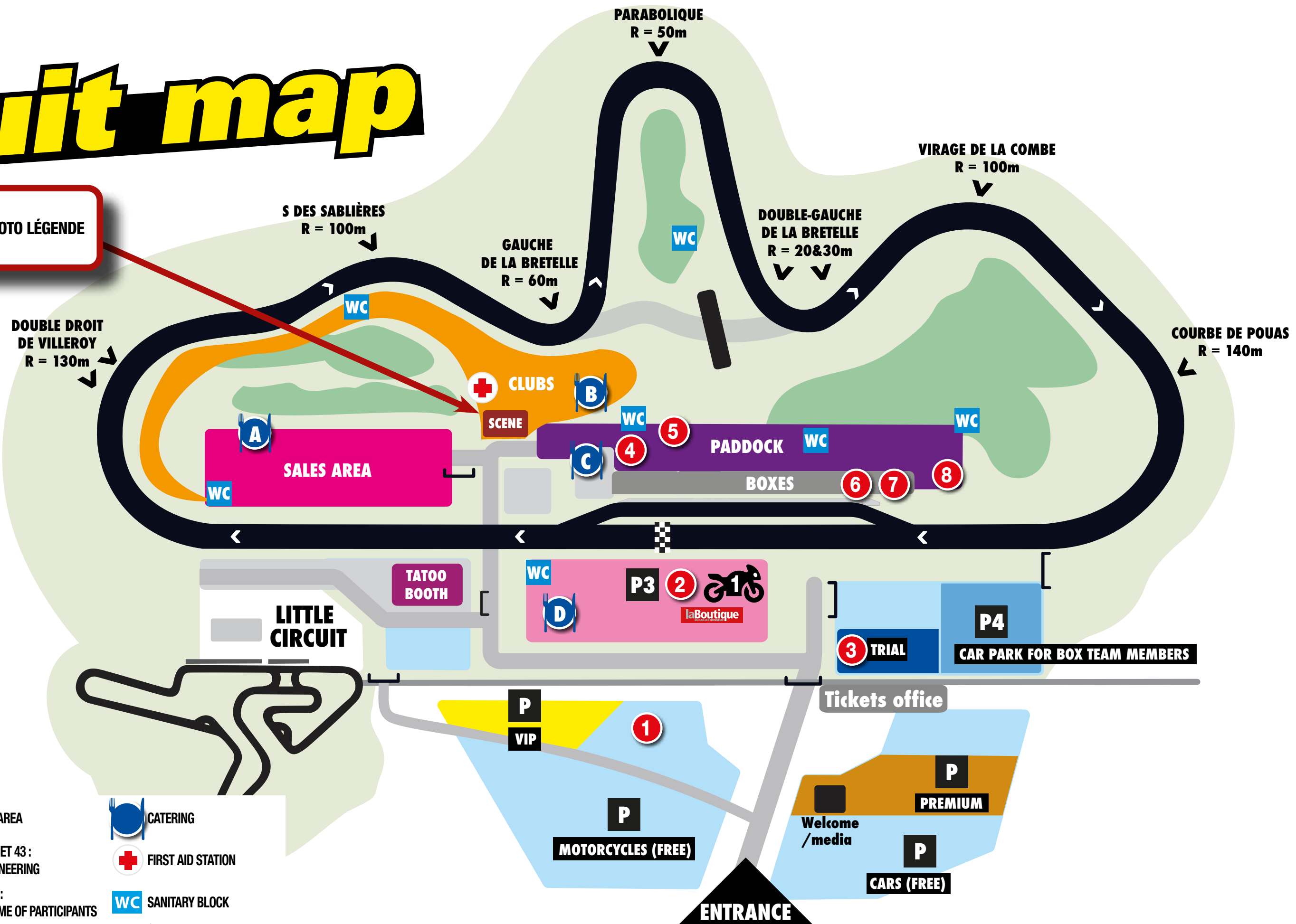
# Circuit map

**THE SCENE OF THE COUPES MOTO LÉGENDE**



Saturday at 7:30 p.m.

**Flying Gaskets Concert**

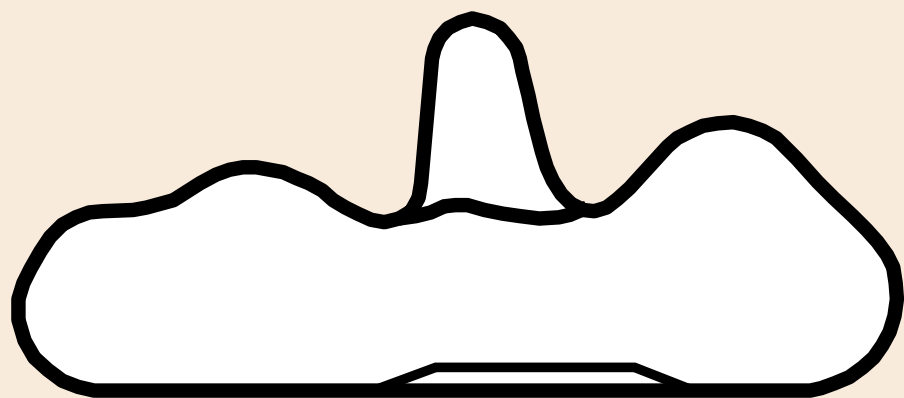



- |   |  |   |
|---|--|---|
| <b>1</b> HELMET DEPOSIT<br><b>FFMC</b>        | <b>5</b> SALES AREA                          |  CATERING          |
| <b>2</b> OFFICIAL STORES<br><b>laBoutique</b> | <b>6</b> BOX 42 ET 43 :<br>SCRUTINEERING     |  FIRST AID STATION |
| <b>3</b> TRIAL SHOW                           | <b>7</b> BOX 44 :<br>WELCOME OF PARTICIPANTS |  SANITARY BLOCK    |
| <b>4</b> GENERAL COMMISSARIAT                 | <b>8</b> PRE-GRID                            |  CARPARK DUCATI    |

# The track safety rules

## The circuit

- 3,800 meters (straight line of 1,100 meters).
- 9 turns.
- Permanent management of the track with video surveillance.
- A track leader and a breakdown service.
- Commissioners and electronic flags (LED display).
- A medical service and ambulances.



## Entry and exit on track



**Exiting the pits:** stay to the right until the 1st turn, don't cut the white line. Motorcycles are arriving on your left, the risks shocks are important, do not spoil your weekend.



**The return to the pit-lane:** in the last turn, stay to the right and indicate your intention. **DO NOT CUT PATH AT THE LAST MOMENT.**



**REMINDER:** The Coupes Moto Légende are demonstrations without any notion of competition (timing and ranking prohibited).

## Behavior on track and attitude in case problem



- ▶ The participant undertakes **not to take the track under the influence of alcohol, narcotics or medications not compatible with driving.**
- ▶ **Marshals on motorcycles will ride in the series,** they are equipped with fluorescent vests and are present for your safety, respect their messages.
- ▶ Never overtake security vehicles.
- ▶ Stay vigilant and do not hinder other participants. **Any driver deemed dangerous will be immediately excluded.**
- ▶ In case of problem, fall or breakdown, the intervention teams arrive. If everything is all right, take refuge behind the rails. **DON'T STAY NEXT TO YOUR MOTORBIKE AND KEEP YOUR HELMET ON.** Don't try to get out of the trough and wait for the intervention team.
- ▶ If in doubt about your health, do not move. **DO NOT REMOVE YOUR HELMET.** The marshals will protect you and the medical team will arrive.
- ▶ **In case of fire, get away from your motorcycle quickly.** Let the marshals act. For information, near each red sign on a white background representing a fire extinguisher. The fire is dangerous, be very careful, prefer to let the marshal carry out the intervention.

# The safety briefing

The safety of the riders involved is our top priority. That's why the Coupes Moto Légende organizes a safety briefing to ensure all participants ride in the best possible conditions, without compromising their on-track experience.

**Mandatory attendance  
of all participants at the briefing**  
**Meet at the pre-grid at 7:30 a.m.**  
► **Saturday, May 23rd**  
► **Sunday, May 24th**



# Signage on the track

Pay attention to the track entry instructions given by the marshal located at the top of the pit lane.  
Pay attention to pit lane exit lights, flags commissioners and electronic flags:

Red = STOP

Green = ENTER ON TRACK

Flashing blue = MOTORCYCLE APPROACHING ON THE STRAIGHT LINE

## Flags and lights

The flags and security lights will be presented to you at the edge of the track by the marshal(s).

Be **RESPECTFUL** to this code, **THAT GUARANTEE THE SAFETY** to all: yourself, the other participants but also the track marshals and intervention staff.



Everything is OK

→ You can go.



Serious incident on track

→ Any excess is prohibited.  
Overtaking prohibited - go slowly to the pit-lane.



Slippery substances such as oil or water on the track ahead

→ Slow down and remain vigilant.  
about the state of the track.



Informs the pilot that he must stop immediately

→ You must return to the paddock.  
Go to the Clerk of the Course to find out the reasons.



There's a problem on the track

→ Slow down, no passing.  
Be prepared to change from your projected racing line.  
You can stay on the track.



A faster motorcycle is trying to pass you, give way

→ hold the racing line, another competitor is following closely or is trying to overtake.



Informs the rider that his bike has apparent mechanical failure

→ You must return to the pit-lane.  
In case of slippery substances such as oil or water immediate stop on the edge or off-track.



End of session

→ Finish your lap at a good place and enter to the pit-lane.



**REMINDER:** Review the meaning of track flags. Never forget that driving on a circuit can be dangerous.

# The parades

Join us all weekend for the start of exceptional pre-grid parades!

**OFFERED TO ALL RIDERS REGISTERED IN THE SERIES!**

Are you already registered with a Ducati to ride in a category? The parade is included in your registration thanks to your category plate! For the Voxan parade, please contact the club.


**VOXAN**

To participate, contact the club.



**Saturday, May 23rd at 12:00 p.m. in the pre-grid**

**DUCATI 100th anniversary**



**RAYMOND ROCHE**  
The parade will be led by Raymond Roche on a Ducati.



**Saturday, May 23rd at 12:20 p.m. in the pre-grid**

# Vintage Motorcycle show

METTEZ VOTRE MOTO D'AVANT-GUERRE À L'HONNEUR !



**COUPES MOTO LÉGENDE**

*Concours de Belles Motos*

**DIMANCHE 24 MAI 2026**  
DÉFILÉ EN TENUE D'ÉPOQUE

RÉSERVÉ AUX MOTOS JUSQU'EN 1945



Inscription gratuite

ÉDITIONS LIFE | motolégende | avg AMOTO | Mob | laBoutique | annonces.com

## **Pre-war motorcycles in the spotlight!**

A call for all vintage motorcycle enthusiasts!

Get ready for an exceptional experience at the **2026 Coupes Moto Légende: the Concours de Belles Motos**, a parade dedicated to pre-war motorcycles (from their origins to 1945).

Join us to celebrate the elegance and history of these machines in an authentic and friendly atmosphere.

**Sunday, May 24th  
at 1 p.m. in the pre-grid**

**The program for this unique event:**

Meet at the pre-grid for the preparation of the motorcycles.

- A parade along the circuit to the P4 parking lot, allowing spectators to admire these machines in action.
- Gathering of all vintage motorcycles in front of the boxes for examination and evaluation by a jury of experts.
- Static display: The motorcycles will remain on display for everyone's enjoyment.



*To enhance this competition, we invite each participant to wear period costume, matching the style of their motorcycle, for a total immersion and an exceptional show.*

*Don't miss this unique opportunity to travel back to the past and share your passion with an audience of experts and enthusiasts.* //



Scan to participate in the show

**To participate in the show:**

- 1) Register at <https://www.coupes-moto-legende.fr/actualites-generales/concours-de-belles-motos-les-machines-davant-guerre-a-lhonneur/>
  - 2) Meet on the pre-grid on Sunday, May 24th!
- Match your suit to your motorcycle.*

# Schedule of the rollings

## BIG TRACK

### SATURDAY 23<sup>RD</sup> MAY

PRE-GRID	START	CATEGORY
8h20	8h30	<b>H1</b>
8h45	8h55	<b>D1</b>
9h10	9h20	<b>I1</b>
9h35	9h45	<b>C1</b>
10h00	10h10	<b>L1</b>
10h25	10h35	<b>J1</b>
10h50	11h00	<b>A1</b>
11h15	11h25	<b>B1</b>
11h40	11h50	<b>K1</b>
12h05	12h15	<b>Parade 1 - VOXAN</b>
12h25	12h35	<b>Parade 2 - DUCATI</b>
12h45	12h55	<b>Demo Stunt S.Paulus</b>
13h50	14h00	<b>J2</b>
14h15	14h25	<b>A2</b>
14h40	14h50	<b>B2</b>
15h05	15h15	<b>K2</b>
15h30	15h40	<b>F1</b>
15h55	16h05	<b>C2</b>
16h20	16h30	<b>L2</b>
16h45	16h55	<b>E1</b>
17h10	17h20	<b>G1</b>
17h35	17h45	<b>H2</b>
18h00	18h10	<b>I2</b>
18h20	18h30	<b>VIP rider's parade and open grid</b>
19H30		<b>Concert</b>

### SUNDAY 24<sup>TH</sup> MAY

PRE-GRID	START	CATEGORY
8h20	8h30	<b>D2</b>
8h45	8h55	<b>E2</b>
9h10	9h20	<b>G2</b>
9h35	9h45	<b>I3</b>
10h00	10h10	<b>F2</b>
10h25	10h35	<b>L3</b>
10h50	11h00	<b>A3</b>
11h15	11h25	<b>B3</b>
11h40	11h50	<b>K3</b>
12h05	12h15	<b>Parade 3 - BMW K1</b>
12h30	12h35	<b>Demo Stunt S.Paulus</b>
12h50	13h00	<b>Vintage motorcycle show</b>
13h50	14h00	<b>B4</b>
14h15	14h25	<b>C3</b>
14h40	14h50	<b>A4</b>
15h05	15h15	<b>H3</b>
15h30	15h40	<b>K4</b>
15h55	16h05	<b>J3</b>
16h20	16h30	<b>F3</b>
16h45	16h55	<b>E3</b>
17h10	17h20	<b>D3</b>
17H35	17H45	<b>G3</b>

### Pre-grid access

Each participant has to join the pre grid  
10 mn before the start of the category.



- A** Racing motorcycle 50-350 cc up to 1998
- B** Racing motorcycle 350-750 cc up to 1998
- C** Endurance motorcycles > 250 cc from 1969 to 1987
- D** Motorcycle from the origins to 1939
- E** Motorcycle from 1940 to 1968
- F** Motorcycle from 1946 to 1968
- G** From 1969 to 1998, 125-350 cc road motorcycle strictly conformed to the original model
- H** From 1969 to 1988 > 350 cc road motorcycle strictly conformed to the original model
- I** From 1984 to 1998 > 250 cc road motorcycle strictly conformed to the original model
- J** Endurance motorcycles > 250 cc from 1985 to 1998
- K** From 1946 to 1998 racing sidecar : conventional motorcycle chassis
- L** From 1950 to 1998 > 350 cc : Cafe Racer motorcycle

# Schedule of the rollings

## LITTLE TRACK

### SATURDAY 23<sup>RD</sup> MAY

PRE-GRID	START	CATEGORY
13h50	14h00	<b>P1</b>
14h15	14h25	<b>Q1</b>
14h40	14h50	<b>M1</b>
15h05	15h15	<b>N1</b>
15h30	15h40	<b>O1</b>
15h55	16h05	<b>P2</b>
16h20	16h30	<b>Q2</b>
16h45	16h55	<b>M2</b>
17h10	17h20	<b>N2</b>
17h35	17h45	<b>O2</b>
18h	18h10	<b>P3</b>

### SUNDAY 24<sup>TH</sup> MAY

PRE-GRID	START	CATEGORY
8h20	8h30	<b>Q3</b>
8h45	8h55	<b>M3</b>
9h10	9h20	<b>N3</b>
9h35	9h45	<b>O3</b>
10h00	10h10	<b>Q4</b>
10h25	10h35	<b>N4</b>
10h50	11h00	<b>O4</b>
11h15	11h25	<b>M4</b>
11h40	11h50	<b>P4</b>

### Pre-grid access

Each participant has to join the pre-grid  
10 mn before the start of the category.



**M** The Little Bikes

**N** The Little Mopeds

**O** The Little Races

**P** The Little Racers

**Q** The Little comp

# **Prepare well for your day of riding**


***The Coupes Moto Légende are coming soon!  
Have you got everything ready?***

- MANDATORY PILOT EQUIPMENT:**
  - FULL FACE HELMET**
  - GLOVES**
  - MID-CALF-LENGTH LEATHER MOTORCYCLE SHOES**
  - MOTORCYCLE CLOTHING**
  - BACKBONE EQUIPMENT (OR EQUIVALENT)** except for small cylinder circuits (M, N, O, P and Q series)
- MOTORCYCLE CHECK: BRAKES, FASTENERS, RECOVERY TANK IN CASE OF LEAKS**



## Contact us

[www.coupes-moto-legende.fr](http://www.coupes-moto-legende.fr)



### **For more information**

**Andrei GENDRE**

Head of communications,  
marketing and events

Tél. : +33 1 60 39 69 78 / +33 6 72 65 68 16

[melissa.grosse@lva.fr](mailto:melissa.grosse@lva.fr)

**Hélène ANTOINE**

Manager of professional exhibitors,  
clubs and partners

Tél. : +33 1 60 39 69 02 / +33 7 86 88 70 23

[helene.antoine@lva.fr](mailto:helene.antoine@lva.fr)

**LES COUPES MOTO LÉGENDE**

The communications  
and events team

Tél. : +33 1 60 39 69 51

[coupesml@lva.fr](mailto:coupesml@lva.fr)

ÉDITIONS



La presse passion  
[www.editions-lva.fr](http://www.editions-lva.fr)