

24-25 MAI 2025

LE PLUS GRAND RASSEMBLEMENT EUROPÉEN
DE MOTOS DE COLLECTION

CIRCUIT DE DIJON-PRENOIS (21)

www.coupes-moto-legende.fr

PILOT'S BOOKLET

Prepare your ride



Dijon-Prenois circuit

Dear biker,

It's with a great pleasure that we welcome you to this new edition of Coupes Moto Légende. To fully enjoy this weekend together, we have prepared some essential reminders.



The Coupes Moto Légende team
coupesml@lva.fr
Tél. 01 60 39 69 51



Information

Route



Dijon-Prenois circuit, 21370 Prenois.

Take the Dijon road, from whichever direction you come, take the Lino (bypass), follow Troyes and then circuit racing Dijon-Prenois.

GPS data: latitude 47.37603 – longitude 4.89589

Opening



► For participants*:

Friday, May 23rd from 8:00 am to 10:30 pm

Saturday, May 24th starting at 6:30 am

► For visitors:



Saturday, May 24th and Sunday, May 25th, from 8:00 am to 7:00 pm

*Access is not permitted for visitors and non-accredited individuals. Passes will be checked by security. Circuit closed between 10.30 pm and 6.30 am.

Traffic on site

► You must respect signs and markings and observe on site the 20 km/h speed limit in accordance with the traffic plan and parking restrictions.

► Absolute ban on driving on track except for the rollings of your category.



A little help to get you ready for rolling on track

This year, the **StartingBlock Team** will be present throughout the weekend on the pre-grid of the Dijon-Prenois circuit with its 12-volt battery-powered starter, specially dedicated for vintage machines.



Please respect the premises: Campfires are strictly prohibited. ■ Pets on a leash are allowed.

Mini motorbikes are also strictly prohibited. ■ The paddock floor is tarmacked so do not install “tent stakes” there!

Information

The stages of your arrival

1 Access to the site



● YOU DON'T HAVE YOUR PASS:

Please bring your registration confirmation (printed or on your phone). You can collect your passes:

- **Thursday, May 22nd** at the participants' welcome. Just before the ticket counters.
- **Friday, May 23rd** from 7:30 am at the helmet deposit area at the circuit entrance (location no. 1 on the map).
- **Saturday, May 24th** at the "commissariat général".

● YOU HAVE YOUR PASS:

Please present your passes to the security officers at the main entrance.

2 Removal of the plates



► **Go to box 44** to collect your riding plate.

► **You must attach it** to the front of the motorcycle (collars or strings to provide) before going to the scrutineering.

► **Make sure** to have your completed and signed your discharge of liability. To download on <https://www.coupes-moto-legende.fr/participants/preparer-son-roulage/>



A surprise awaits you!

La Bécanerie and Soditen (Belgom product), proud to support the riders for this 2025 edition will offer a gift to all participants to be collected with your plate.



3 Scrutineering



► The scrutineering **is mandatory** and is located in **boxes 42/43** near the pre-grid.

Sidecars will undergo a specific technical inspection in the pre-grid area. Drivers must not enter pit boxes 42/43.

► Show up on **Friday May 23**, with your participant plate correctly attached to your motorcycle.

Scrutineering hours:

Friday: 7:30 a.m.–18:30 p.m.
Saturday 7:30 a.m.–12:30 p.m.

The equipment of the **motorcycle**

Riding a motorcycle on a track requires suitable equipment. It is the responsibility of the participant to verify the approval of its equipment and their condition.

Tires and brakes
in good condition.

Check that the level
of hydraulic fluid is
sufficient.

Turn signals, headlights,
glass accessories must be
secured by adhesives.

Remove the saddlebags.

Tighten and secure all
the hardware.

The demonstration plate
must be correctly attached
to the motorcycle.

The registration plate must
be removed or hidden.

Check the tension chain :

- if the chain lifts off more than half the tooth height, transmission is dead!
- if it is insufficiently tensioned it can jump and block the wheel.

Protect the sharp levers
with a fitted hose by force.
Ensure the hold handles.

It is highly recommended to remove or to fold
the rear-view mirrors. They are useless on the
track, even dangerous: using them causes
a trajectory deviation.

Crutches must be either secured or removed.


Oil hoses in good condition
and well insured.

Ensure the solidity of the footrests
and the good performance of the rubbers.

 THE INSTALLATION OF A RECOVERY TANK WILL BE
REQUIRED IN THE EVENT OF A LEAK BEING DETECTED.

The equipment of the **rider**

Riding a motorcycle on a circuit requires suitable equipment.
It is the responsibility of the participant to verify the approval
of its equipment and their condition.



GoPro-type cameras are allowed to be
kept on the motorcycle with a metal
safety wire (you will be held responsible if
it comes loose and causes an accident).

They are **strictly prohibited** on the
helmet, torso and tank.

FULL FACE HELMET

Full face helmet with mandatory visor
obligatory, recent and CE standard approved.
Jet helmet and forbidden bowl!

GLOVES

High leather gloves.

PROMO CODE
MOTO-AXXE
DIJON

ON THE
DORSALS!
LEGENDE25

TO SHOP AT
OUR PARTNER



MOTO-AXXE
DIJON

Present at the coupes moto légende in the village!

NEW

BACK PROTECTOR

MANDATORY: Airbag vest/
back protector/shell or
jacket with integrated back
protector.

CLOTHES

Approved motorcycle jacket
and reinforced or Kevlar
pants.

A full-leather suit required
for Series A, B and K.

SHOES

High-top motorcycle shoes
to protect the ankle.

Shoes of sidecar drivers and co-drivers must
be validated by us.



Pass the checks




Scrutineering of the motorcycle

► The inspectors are there to check all the safety points on your motorcycle, the objective being to accompany you to give you the opportunity to ride safely.

► Before going to the inspection, it is imperative to follow and **check your motorcycle in your workshops and garages so that your visit is successful.**

► What we especially need to anticipate, oil leaks including on the fork and gasoline, cracked or dry tires, play in the fork, the steering column and the arm oscillating, questionable wheels (bearings, spokes), outdated chain and sprockets, shaky exhaust, inoperative brakes, cables and the dry sheaths, the loose saddle, the accessories threatening...

► Don't forget to put adhesive tape on the headlight window, of the hose force-fitted onto the levers. **Remove the rear-view mirrors,** they are useless on track. No oil can, no removable saddlebags, neither umbrella nor fishing rod, no teddy bear on the luggage rack!



Controlling your equipment

► Control of your equipment to ensure your safety both on track and in the enclosure of the circuit.

Driving on track requires suitable equipment: full-face helmet, airbag vest or back protector, gloves, high shoes and leather clothing.

► Firstly, you commit **not to consume any substance that could impair your ability to drive a vehicle.** As stated in the contract, blood alcohol tests may be carried out by the medical team present.

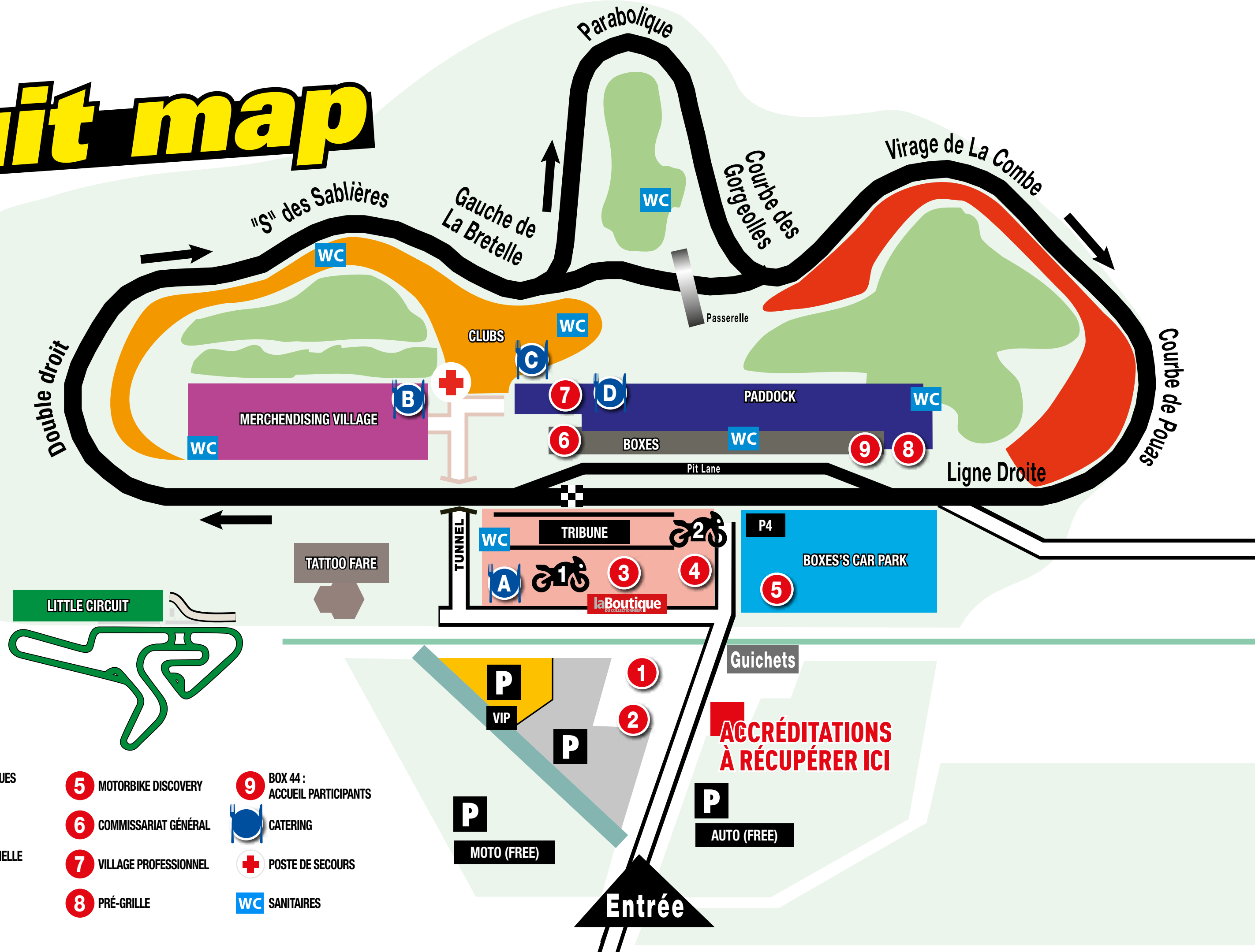
► **Track control teams and organization have the right to refuse you access to the track** if your physical condition proves you could be dangerous for you and the other pilots.



Reasons for refusal access to the track

- **Absence of "lead" control** or plate, or non-compliant plate.
- **Driver behavior and accompanying incompatible** with his safety or that others.
- **Visibly unsuitable clothing** or equipment to motorcycling.
- **Unapproved helmet** (the bowl is strictly prohibited).
- Tennis shoes, basketball, low shoes are prohibited. **Motorcycle boots or high-top leather shoes** (no canvas) are required.
- **Driver without "special motorcycle" gloves.**
- **Motorcycle whose condition has visibly been deteriorated** further to fall or mechanical problem.
- **In case of wet track: motorcycle without a front mudguard** (unless it is fairing).

Circuit map



- The map shows the layout of the event area with numbered locations:

 - 1** SIDE-CAR PARKING
 - 2** MV AGUSTA PARKING
GSX-R PARKING
 - 3** CONSIGNE CASQUES
FFMO
 - 4** GARAGE
MOTO
 - 5** BOUTIQUE OFFICIELLE
laBoutique
 - 6** TRIAL VINTAGE
 - 7** MOTORBIKE DISCOVERY
 - 8** COMMISSARIAT GÉNÉRAL
 - 9** VILLAGE PROFESSIONNEL

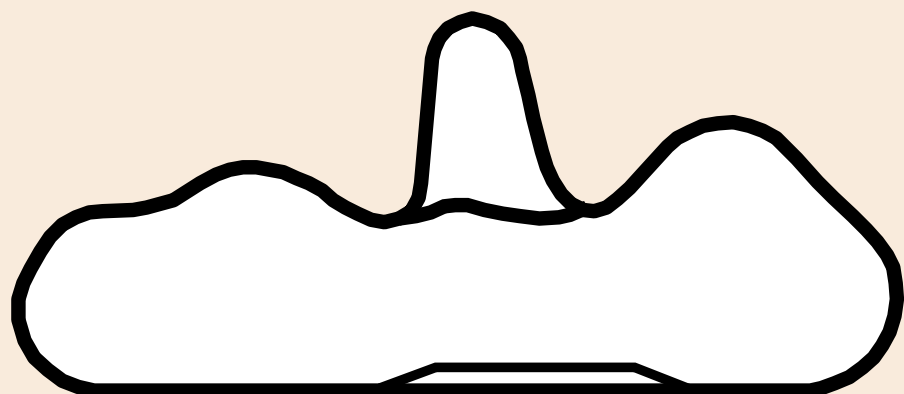
Additional facilities are marked with icons:

 - BOX 44 :** ACCUEIL PARTICIPANTS
 - CATERING** (represented by a fork and plate icon)
 - POSTE DE SECOURS** (represented by a red cross icon)
 - WC SANITAIRES** (represented by a blue WC icon)

The track safety rules

The circuit

- 3,800 meters (straight line of 1,100 meters).
- 9 turns.
- Permanent management of the track with video surveillance.
- A track leader and a breakdown service.
- Commissioners and electronic flags (LED display).
- A medical service and ambulances.



Entry and exit on track



Exiting the pits: stay to the right until the 1st turn, don't cut the white line. Motorcycles are arriving on your left, the risks shocks are important, do not spoil your weekend.



The return to the pit-lane: in the last turn, stay to the right and indicate your intention. **DO NOT CUT PATH AT THE LAST MOMENT.**



REMINDER: The Coupes Moto Légende are demonstrations without any notion of competition (timing and ranking prohibited).

Behavior on track and attitude in case problem



- ▶ The participant undertakes **not to take the track under the influence of alcohol, narcotics or medications not compatible with driving.**
- ▶ **Marshals on motorcycles will ride in the series,** they are equipped with fluorescent vests and are present for your safety, respect their messages.
- ▶ Never overtake security vehicles.
- ▶ Stay vigilant and do not hinder other participants. **Any driver deemed dangerous will be immediately excluded.**
- ▶ In case of problem, fall or breakdown, the intervention teams arrive. If everything is all right, take refuge behind the rails. **DON'T STAY NEXT TO YOUR MOTORBIKE AND KEEP YOUR HELMET ON.** Don't try to get out of the trough and wait for the intervention team.
- ▶ If in doubt about your health, do not move. **DO NOT REMOVE YOUR HELMET.** The marshals will protect you and the medical team will arrive.
- ▶ **In case of fire, get away from your motorcycle quickly.** Let the marshals act. For information, near each red sign on a white background representing a fire extinguisher. The fire is dangerous, be very careful, prefer to let the marshal carry out the intervention.

The safety briefing

The safety of the riders involved is our top priority. That's why the Coupes Moto Légende organizes a safety briefing to ensure all participants ride in the best possible conditions, without compromising their on-track experience.

**Mandatory attendance
of all participants at the briefing**
Meet at the pre-grid at 7:30 a.m.
► **Saturday, May 24**
► **Sunday, May 25**



Signage on the track

Pay attention to the track entry instructions given by the marshal located at the top of the pit lane.
Pay attention to pit lane exit lights, flags commissioners and electronic flags:

Red = STOP

Green = ENTER ON TRACK

Flashing blue = MOTORCYCLE APPROACHING ON THE STRAIGHT LINE

Flags and lights

The flags and security lights will be presented to you at the edge of the track by the marshal(s).

Be **RESPECTFUL** to this code, **THAT GUARANTEE THE SAFETY** to all: yourself, the other participants but also the track marshals and intervention staff.



Everything is OK

→ You can go.



Serious incident on track

→ Any excess is prohibited.

Overtaking prohibited - go slowly to the pit-lane.



Slippery substances such as oil or water on the track ahead

→ Slow down and remain vigilant. about the state of the track.



Inform the pilot that he must stop immediately

→ You must return to the paddock. Go to the Clerk of the Course to find out the reasons.



There's a problem on the track

→ Slow down, no passing. Be prepared to change from your projected racing line. You can stay on the track.



A faster motorcycle is trying to pass you, give way

→ hold the racing line, another competitor is following closely or is trying to overtake.



Inform the rider that his bike has apparent mechanical failure

→ You must return to the pit-lane. In case of slippery substances such as oil or water immediate stop on the edge or off-track.



End of session

→ Finish your lap at a good place and enter to the pit-lane.



REMINDER: Review the meaning of track flags. Never forget that driving on a circuit can be dangerous.

The parades

Join us all weekend for the start of exceptional pre-grid parades!

Special "Anniversary" Parades

This is an opportunity to celebrate the **80th anniversary of the Italian brand MV Agusta**, the **40th anniversary of the Suzuki GSX-R**, and the **90th anniversary of Precision Side-cars**.

These parades are open to all MV Agusta, GSX-R and Side-cars.

**The 90th anniversary
of the Precision side-cars**

**OFFERED TO ALL DRIVERS
REGISTERED IN THE SERIES!**

Have you already registered a GSX-R, Sidecar or MV Agusta to ride in a series? The special «anniversary» parade is included in your registration thanks to your serial plate!

**The 40th anniversary
of the GSX-R**



**Saturday, May 24th
at 12:15 p.m. in the pre-grid**



**Saturday, May 24th
at 18:40 p.m. in the pre-grid**

Arrival by "Open-grille"
Open to pedestrians at 7 p.m.

**The 80th anniversary
of the MV Agusta**



**Sunday, May 25th
at 12:15 p.m. in the pre-grid**

Vintage Motorcycle show



Pre-war motorcycles in the spotlight!

A call for all vintage motorcycle enthusiasts!

Get ready for an exceptional experience at the 2025 Coupes Moto Légende: the Concours de Belles Motos, a parade dedicated to pre-war motorcycles (from their origins to 1945).

Join us to celebrate the elegance and history of these machines in an authentic and friendly atmosphere.

**Sunday, May 25th
at 1 p.m. in the pre-grid**


The program for this unique event:


Meet at the pre-grid for the preparation of the motorcycles.

- A parade along the circuit to the P4 parking lot, allowing spectators to admire these machines in action.
- Gathering of all vintage motorcycles in front of the boxes for examination and evaluation by a jury of experts.
- Static display: The motorcycles will remain on display for everyone's enjoyment.



To enhance this parade, we invite each participant to wear period costume, matching the style of their motorcycle, for a total immersion and an exceptional show.

Don't miss this unique opportunity to travel back to the past and share your passion with an audience of experts and enthusiasts. 



Scan to participate
in the parade

To participate in the parade:

- 1) Register at www.coupes-moto-legende.fr/actualites-generales/mettez-a-lhonneur-votre-moto-davant-guerre-dans-un-defile-unique
- 2) Meet on the pre-grid on Sunday, May 25!
Match your suit to your motorcycle.

Schedule of the rollings

BIG CIRCUIT

SATURDAY, MAY 24TH

PRE-GRID	START	SERIE
8h20	8h30	L
8h45	8h55	F
9h10	9h20	E
9h35	9h45	G
10h00	10h10	D
10h25	10h35	H
10h50	11h00	A
11h15	11h25	B
11h40	11h50	K
12h15	12h25	Parade 40 ans GSXR
13h50	14h00	C
14h15	14h25	I
14h40	14h50	F
15h05	15h15	A
15h30	15h40	B
15h55	16h05	J
16h20	16h30	E
16h45	16h55	K
17h10	17h20	L
17h35	17h45	D
18h00	18h10	G
	18h30	Démo Stunt S. Paulus
18h40	18h50	Parade 90 ans Précision side-cars
	20H30	Concert

SUNDAY, MAY 25TH

PRE-GRID	START	SERIE
8h20	8h30	H
8h45	8h55	J
9h10	9h20	C
9h35	9h45	I
10h00	10h10	L
10h25	10h35	D
10h50	11h00	A
11h15	11h25	B
11h40	11h50	K
12h15	12h25	Parade 80 ans MV Agusta
	13h10	Démo Stunt S. Paulus
	13h30	Concours des Belles Motos d'avant-guerre
13h50	14h00	G
14h15	14h25	J
14h40	14h50	B
15h05	15h15	A
15h30	15h40	I
15h55	16h05	C
16h20	16h30	E
16h45	16h55	H
17h10	17h20	F

Pregrid access

Each participant has to join the pregrid
10 mn before the start of the category.



- A** Racing motorcyle 50-350 cc up to 1998
- B** Racing motorcycle 350-750 cc up to 1998
- C** Endurance motorcycles > 250 cc from 1969 to 1982
- D** Motorcycle from the origins to 1939
- E** Motorcycle from 1940 to 1968
- F** Motorcycle from 1946 to 1968
- G** From 1969 to 1998, 125-350 cc road motorcycle strictly conformed to the original model
- H** From 1969 to 1988 > 350 cc road motorcycle strictly conformed to the original model
- I** From 1989 to 1998 > 250 cc road motorcycle strictly conformed to the original model
- J** Endurance motorcycles > 250 cc from 1983 to 1998
- K** From 1946 to 1998 racing sidecar : conventional motorcycle chassis
- L** From 1950 to 1998 > 350 cc : Cafe Racer motorcycle

Schedule of the rollings

LITTLE CIRCUIT

SATURDAY, MAY 24TH

PRE-GRID	START	SERIE
13h50	14h00	M
14h15	14h25	N
14h40	14h50	O
15h05	15h15	P
15h30	15h40	Q
15h55	16h05	M
16h20	16h30	N
16h45	16h55	O
17h10	17h20	P
17h35	17h45	Q
18h	18h10	M

SUNDAY, MAY 25TH

PRE-GRID	START	SERIE
8h20	8h30	N
8h45	8h55	O
9h10	9h20	P
9h35	9h45	Q
10h00	10h10	M
10h25	10h35	N
10h50	11h00	O
11h15	11h25	P
11h40	11h50	Q

Pregrid access

Each participant has to join the pregrid
10 mn before the start of the category.



M The Little Bikes

N The Little Mopeds

O The Little Races

P The Little Racers

Q The Little comp

Prepare well for your day of riding

***The Coupes Moto Légende are coming soon!
Have you got everything ready?***

☐ **DRIVING LICENSE**

☐ **COMPLETED AND SIGNED DISCHARGE OF LIABILITY**

To download on <https://www.coupes-moto-legende.fr/participants/preparer-son-roulage/>

☐ **MANDATORY PILOT EQUIPMENT:**

☐ **FULL FACE HELMET**

☐ **GLOVES**

☐ **SHOES**

☐ **MOTORCYCLE CLOTHING**


☐ **BACKBONE EQUIPMENT (OR EQUIVALENT)** except for small cylinder circuits (M, N, O, P and Q series)

☐ **MOTORCYCLE CHECK: BRAKES, FASTENERS, RECOVERY TANK IN CASE OF LEAKS**



Contact us

www.coupes-moto-legende.fr



For more information

Mélissa GROSSE

**Communications
and Events Manager**

Tél. : +33 1 60 39 69 78 / +33 6 72 65 68 16

melissa.grosse@lva.fr

Hélène ANTOINE

**Manager of professional exhibitors,
clubs and partners**

Tél. : +33 1 60 39 69 02 / +33 7 86 88 70 23

helene.antoine@lva.fr

LES COUPES MOTO LÉGENDE

**The communications
and events team**

Tél. : +33 1 60 39 69 51

coupesml@lva.fr

ÉDITIONS



La presse passion
www.editions-lva.fr